



**EXPANDABLE HOMES**  
Complete in every detail



**Bringing Comfort And  
Functionality Together**

## **EXPANDABLE HOME**

Integrated Housing Solution

### **Strength:**

- Affordable
- Reliable
- Customizable







**EXPANDABLE HOMES**  
Complete in every detail


contact [support@expandablehomes.com.au](mailto:support@expandablehomes.com.au)  
for more information.



# 20 FT Premium

L: 5.90m W: 6.42m H: 2.25m

-  37 Sqm
-  2 Bedroom
-  1 Bathroom
-  Kitchen
-  Living Room
-  Preinstalled wiring and pipe



Spacious living room, bathroom with sperate shower and two cozy rooms. This model can comfortably accommodate two adults and one children.

**Price Starting At \$32,000  
incl GST**



**EXPANDABLE HOMES**  
Complete in every detail

contact support@expandablehomes.com.au  
for more information.



# 30 FT Premium

L: 9.00m W: 6.42m H: 2.25m

- 56 Sqm
- 2 Bedroom
- 1 Bathroom
- Kitchen
- Living Room
- Preinstalled wiring and pipe

Spacious living room, bathroom with sperate shower and two cozy rooms. This model can comfortably accommodate three adults and one children.



**Price Starting At \$45,000  
incl GST**









**EXPANDABLE HOMES**  
Complete in every detail

contact support@expandablehomes.com.au  
for more information.



# 40 FT Premium

L: 11.80m W: 6.42m H: 2.25m

-  74 Sqm
-  3 Bedroom
-  1 Bathroom
-  Kitchen
-  Living Room
-  Preinstalled wiring and pipe

Spacious living room, bathroom with sperate shower and three cozy rooms. This model can comfortably accommodate four adults and two children.

**Price Starting At \$53,000  
incl GST**



# EXTRAS

## CLADDING PANEL

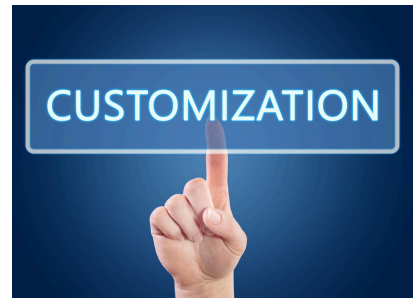
CUSTOMIZABLE BASED ON PREFERENCE

FROM \$3,000 INCL GST



## INTERIOR DESIGN

WALLBOARD, FLOOR, LIVING ROOM, KITCHEN, BATHROOM, BEDROOM ARE MODIFIABLE AND CUSTOMIZABLE



## EXTERIOR DECKING

CUSTOMIZABLE BASED ON PREFERENCE

FROM \$2,000 INCL GST



## PITCHED ROOF

CUSTOMIZABLE BASED ON PREFERENCE


FROM \$5,000 INCL GST





# CERTIFIED HOME

OFFER FROM **\$42,000**



## EVOLUTIONIZING CONSTRUCTION

- 50% Faster & Cheaper vs traditional builds
- Meets Australian standards and regulations
- Expert team offers custom, hassle-free setup

## FEATURES

**CONTACT US**



[support@expandablehomes.com.au](mailto:support@expandablehomes.com.au)

# Pricing (WITHIN 100KM TO CBD)

## COMPARISON CHART

PRICING	20FT Expander	30FT Expander	40FT Expander	CONVENTIONAL GRANNY FLAT
Size (Approx.)	37m2	56m2	74m2	60m2
Council Fees & Certifications	TBA	TBA	TBA	TBA
Design & Engineering	TBA	TBA	TBA	TBA
Delivery	\$1,500	\$2,000	\$2,500	\$0
Installation/Construction	TBA	TBA	TBA	TBA
Council Contribution	TBA	TBA	TBA	TBA
Price	\$42,000	\$55,000	\$63,000	\$150,000
<b>Total</b>	<b>\$43,500</b>	<b>\$57,000</b>	<b>\$65,500</b>	<b>\$150,000</b>

# Time

## COMPARISON CHART

TIME	20FT Expander	30FT Expander	40FT Expander	CONVENTIONAL GRANNY FLAT
Application Timeframe	3 Months	3 Months	3 Months	3 Months
Delivery & Installation	3 Months (same time)	3 Months (same time)	3 Months (same time)	0
Construction	1 Week	1 Week	2 Weeks	9 Months
<b>Total</b>	<b>3 Months</b>	<b>3 Months</b>	<b>3.5 Months</b>	<b>12 Months</b>

# BUYERS GUIDE



## CLIENT

### STEP 1 – SITE ASSESSMENT

Once the address is provided and the intent is confirmed, our engineering team will review the location and regulations, then conduct a preliminary assessment to define the required scope of work.



### STEP 2 – DA/CDC APPROVAL

After completing the initial site assessment, we will provide a quotation for the relevant fees, along with the required documentation for obtaining necessary approvals to proceed with the building.




### STEP 3 – SIGN OFF PRODUCT & OPTIONS

The client finalizes the product selection, floor plan, color scheme, and options with the salesperson. A 50% deposit is required to confirm the order and initiate production.



### STEP 4 – PRODUCTION, PACKING & SHIPPING

The order is placed into production with a lead time of 8 to 12 weeks, then packed and shipped to the nearest Australian port. Throughout the process, photos and videos will be provided.



### STEP 5 – DELIVERY & INSTALLATION

The remaining balance is due upon receipt of the arrival notice. Delivery will be confirmed during customs clearance, followed by transportation and installation at the final destination.



### STEP 6 – COMPLETION

Extras and connections are installed and tested—now it's time to celebrate and enjoy!

